















0304- STEEL TO NYLON ADAPTOR FUEL LINES ASSORTMENTS

<p>3117 3/8" X 3-3/4" RIDGE BEAD FOR QUICK CONNECTS FORD-GM-CHRY CONNECTS TO 3/8 NYLON TUBE</p>  <p>2</p>	<p>2982 360° SEAL CLAMP FOR 3/8 - 10MM NYLON TUBE</p>  <p>20</p>	<p>3120 3/8" X 3-3/4" BELL FLARE GM CONNECTS TO 3/8 NYLON TUBE</p>  <p>2</p>	<p>3121 3/8" X 3-3/4" HOSE END FORD-GM-CHRY CONNECTS TO 3/8 NYLON TUBE</p>  <p>2</p>		
<p>3133 3/8" X 3-3/4" HOSE END FORD-GM-CHRY CONNECTS TO 10MM NYLON TUBE</p>  <p>2</p>	<p>3134 3/8" X 3-3/4" RIDGE BEAD FOR QUICK CONNECTS FORD-GM-CHRY CONNECTS TO 10MM NYLON TUBE</p>  <p>2</p>	<p>3135 3/8" X 3-3/4" BELL FLARE GM CONNECTS TO 10MM NYLON TUBE</p>  <p>2</p>			
<p>3118 5/16" X 3-3/4" RIDGE BEAD FOR QUICK CONNECTS FORD-GM-CHRY CONNECTS TO 5/16 - 8MM NYLON TUBE</p>  <p>2</p>	<p>2980 360° SEAL CLAMP FOR 5/16 - 8MM NYLON TUBE</p>  <p>20</p>	<p>3119 5/16" X 3-3/4" BELL FLARE GM CONNECTS TO 5/16 - 8MM NYLON TUBE</p>  <p>2</p>	<p>3122 5/16" X 3-3/4" HOSE END FORD-GM-CHRY CONNECTS TO 5/16 - 8MM NYLON TUBE</p>  <p>1</p>		
<p>3137 5/16" X 3-3/4" 90° ELBOW CONNECTS SENDING UNIT TO 5/16 - 8MM NYLON TUBE</p>  <p>2</p>	<p>2940 7 MM 360° SEAL CLAMP FOR 1/4" NYLON FUEL LINE</p>  <p>10</p>	<p>3138 1/4" X 3-3/4" RIDGE BEAD FOR QUICK CONNECTS FORD-GM-CHRY CONNECTS TO 5/16 NYLON TUBE</p>  <p>1</p>	<p>3144 1/4" X 3-3/4" RIDGE BEAD FOR QUICK CONNECTS FORD-GM-CHRY CONNECTS TO 1/4 NYLON TUBE</p>  <p>1</p>	<p>3136 3/8" X 3-3/4" FORD-GM-CHRY 90° ELBOW CONNECTS SENDING UNIT TO 3/8 NYLON TUBE</p>  <p>2</p>	<p>3143 1/4" X 3-3/4" 90° ELBOW CONNECTS SENDING UNIT TO 1/4 NYLON TUBE</p>  <p>1</p>